

REMOTE QUOTE CHECKLIST



WINDOW ANATOMY



WINDOW TYPE




SINGLE | DOUBLE
HUNG



CASEMENT



AWNING



PICTURE



BAY | BOW



CURRENT WINDOW MATERIALS



VINYL | FIBERGLASS



WOOD



STEEL | ALUMINUM



CURRENT WINDOW BRAND



LOOK FOR
ETCHING
ON THE GLASS



TILT DOWN
LOWER SASH
AND LOOK FOR
A LABEL



LOOK AT
WINDOW HARDWARE
FOR INSCRIPTION



LOOK AT
SILVER SPACER
IN-BETWEEN THE
PANES OF GLASS

TELL US ABOUT YOUR CURRENT WINDOWS:

1. NUMBER OF WINDOWS I NEED REPLACED:

2. TYPE(S) OF WINDOWS I NEED REPLACED:

3. MY WINDOWS ARE MADE OF:

2. MY CURRENT WINDOWS ARE MADE BY:

OR NOT SURE




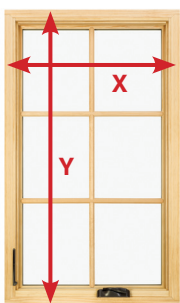
HOW TO MEASURE YOUR WINDOWS

FROM THE INSIDE:

MEASURE FROM ONE EDGE OF THE FRAME TO THE OTHER ON THE X AND Y AXIS.

FROM THE OUTSIDE:

IF SAFELY ABLE TO DO SO, MEASURE FROM ONE EDGE OF FRAME TO THE OTHER. IF THIS IS NOT POSSIBLE, ONE OF OUR EXPERT CONSULTANTS COULD VISIT TO DO THE EXTERIOR MEASURE.



TYPE: _____

QUANTITY = _____ X = _____ Y = _____

TYPE: _____

QUANTITY = _____ X = _____ Y = _____

TYPE: _____

QUANTITY = _____ X = _____ Y = _____

TYPE: _____

QUANTITY = _____ X = _____ Y = _____

DOOR TYPE: _____

QUANTITY = _____ X = _____ Y = _____



EXTERIOR DETAILS OF THE WINDOW

TAKE PHOTOS OUTSIDE YOUR HOME SO WE CAN UNDERSTAND WHERE THEY ARE, FIRST OR SECOND FLOOR, AND WHAT TYPE OF EXTERIOR SIDING IS SURROUNDING THE WINDOW; E.G. BRICK, VINYL SIDING, STONE, ETC.

1. TAKE A CLOSE-UP PHOTO WITH THE ENTIRE WINDOW IN THE FRAME AND NAME IT - E.G. LIVING ROOM WINDOW
2. TAKE A FAR-AWAY PHOTO TO SEE WHERE IT IS ON THE HOUSE.
3. IF WINDOW IS DAMAGED IN SOME WAY, TAKE A CLOSE-UP PHOTO OF THE DAMAGED AREA.



INTERIOR DETAILS OF THE WINDOW

THESE PHOTOS WILL SHOW US THE TYPE OF FINISH THE INTERIOR OF YOUR WINDOW HAS; WOOD TRIM, FLUSH FINISH, WALLPAPER, ETC.

1. TAKE A PHOTO OF IN THE INTERIOR OF ALL WINDOWS NEEDING TO BE REPLACED.
2. IF WINDOW IS DAMAGED IN SOME WAY, TAKE A CLOSE-UP PHOTO OF THE DAMAGED AREA.

OTHER QUESTIONS YOU MIGHT BE ASKED:

1. MY HOME WAS BUILT IN: _____
2. THE WINDOWS ARE ORIGINAL TO THE HOME.
☐ TRUE ☐ FALSE ☐ DON'T KNOW
3. ARE YOU LOOKING TO KEEP THE SAME STYLE WINDOW YOU HAVE TODAY?
☐ YES ☐ NO
4. DO YOU HAVE INSPIRATIONAL PICTURES OF THE WINDOWS YOU'D LIKE TO HAVE?
☐ YES ☐ NO
5. DO YOU KNOW THE DIFFERENCE BETWEEN FULL-FRAME AND INSERT REPLACEMENT?
☐ YES ☐ NO

FOR MORE INFORMATION CONTACT

EBY EXTERIORS
JOEL ZEISET

cell: 717-679-3627 office: 717-733-9142
joelzeiset@ebyexteriors.com